

# TELEVISION VIEWFINDER TUBE

# AW13-36

Direct viewing television tube with 5-in. diameter metal-backed screen. Having electrostatic focusing and good resolution it is primarily intended for use as a television camera viewfinder tube.

This data should be read in conjunction with GENERAL OPERATIONAL RECOMMENDATIONS—CATHODE RAY TUBES included in this volume of the handbook.

## HEATER

Suitable for series or parallel operation.

$V_h$	6.3	V
$I_h$	300	mA

**Note** (applies to series operation only)—The surge heater voltage must not exceed  $9.5V_{r.m.s.}$  when the supply is switched on. When used in a series heater chain a current limiting device may be necessary in the circuit to ensure that this voltage is not exceeded.

## CAPACITANCES

$C_{g-all}$	<8.0	pF
$C_{k-all}$	<8.0	pF

## SCREEN

Metal-backed		
Fluorescent colour	White	
Useful screen diameter	108	mm

## FOCUSING

Low voltage electrostatic.

## DEFLECTION

Double magnetic.

## MOUNTING POSITION

Any, except vertical with the screen downward and the axis of the tube making an angle less than  $20^\circ$  with the vertical.

## TYPICAL OPERATING CONDITIONS

$V_{a2+a4}$	12	kV
$V_{a1}$	300	V
* $V_{a3}$ (focusing electrode)	-200 to +200	V
$I_{a3}$	-15 to +15	$\mu A$
$V_g$ for cut-off	-30 to -70	V

\*With the small change in focus spot size with variation of focus voltage the limit of -200 to +200V is such that an acceptable focus quality is obtained within this range. If it is required to pass through the point of focus a voltage of at least -300 to +300V will be required.

# AW13-36

## TELEVISION VIEWFINDER TUBE

Direct viewing television tube with 5-in. diameter metal-backed screen. Having electrostatic focusing and good resolution it is primarily intended for use as a television camera viewfinder tube.

### LIMITING VALUES (absolute ratings)

** $V_{a2; a4}$ max.	14	kV
$V_{a2; a4}$ min.	8.0	kV
+ $V_{a3}$ max.	500	V
- $V_{a3}$ max.	500	V
$V_{a1}$ max.	500	V
$V_{a1}$ min.	200	V
- $V_g$ max.	200	V
*- $V_g$ min.	1.0	V
† $V_{h-k}$ max. (cathode negative)	125	V
† $V_{h-k}$ max. (cathode positive)	200	V
†† $V_{h-k(p.k)}$ max. (cathode positive)	410	V
$Z_{g-k}$ max. ( $f = 50c/s$ )	500	k $\Omega$
$R_{g-k}$ max.	1.5	M $\Omega$
$R_{h-k}$ max.	See note §	
Max. $a_1$ supply source impedance	1.5	M $\Omega$

\*The d.c. value of grid bias must not be allowed to become positive with respect to the cathode, except during the period immediately after switching the equipment on or off when it may be allowed to rise to +1V. The maximum positive grid excursion of the video signal may reach 2V and at this voltage the grid current may be expected to be approximately 2mA.

\*\*The product of  $V_{a2; a4}$  and  $I_t$  (average value for the whole screen) must not exceed 6W.

†In order to avoid excessive hum the a.c. component of  $V_{h-k}$  should be as low as possible ( $< 20V_{r.m.s.}$ ).

††During a warming-up period not exceeding 45s.

§When the heater is in a series chain, or earthed,  $Z_k$  max. is 100k $\Omega$ , where  $Z_k$  is the 50c/s impedance between earth and the cathode. When the heater is supplied from a separate transformer  $R_{h-k}$  max. is 1M $\Omega$ .

### WEIGHT

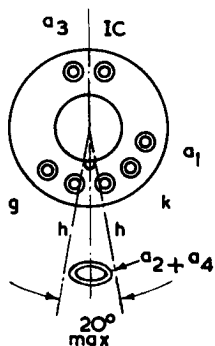
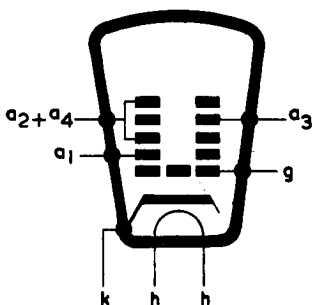
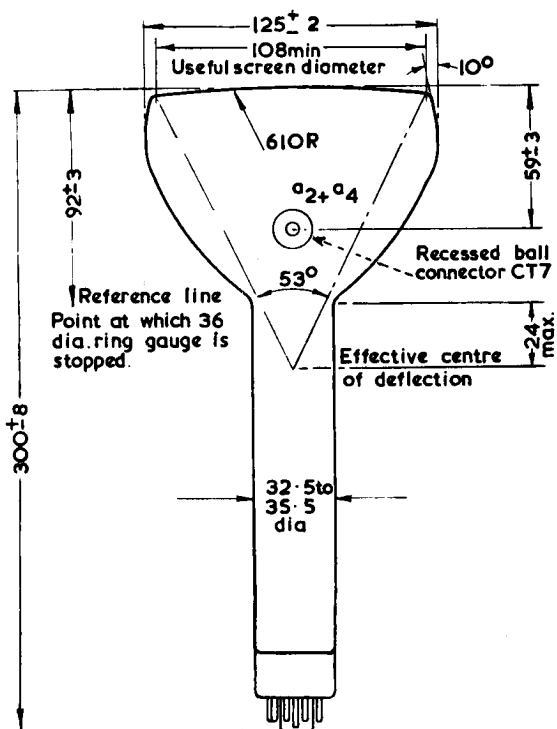
Tube alone

{ 500 g  
1 lb 2 oz

# TELEVISION VIEWFINDER TUBE

# AW13-36

Direct viewing television tube with 5-in. diameter metal-backed screen. Having electrostatic focusing and good resolution primarily intended for use as a television camera viewfinder tube.



2558

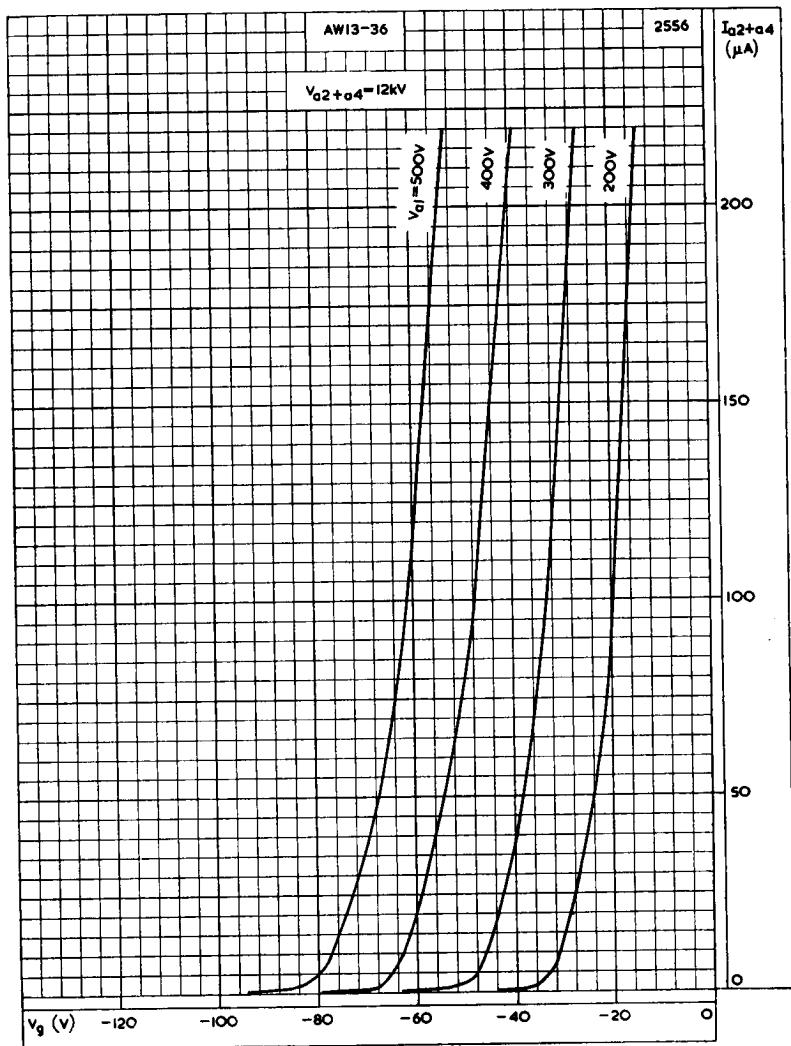
All dimensions in mm.

B12A Base

# AW13-36

## TELEVISION VIEWFINDER TUBE

Direct viewing television tube with 5-in. diameter metal-backed screen. Having electrostatic focusing and good resolution it is primarily intended for use as a television camera viewfinder tube.

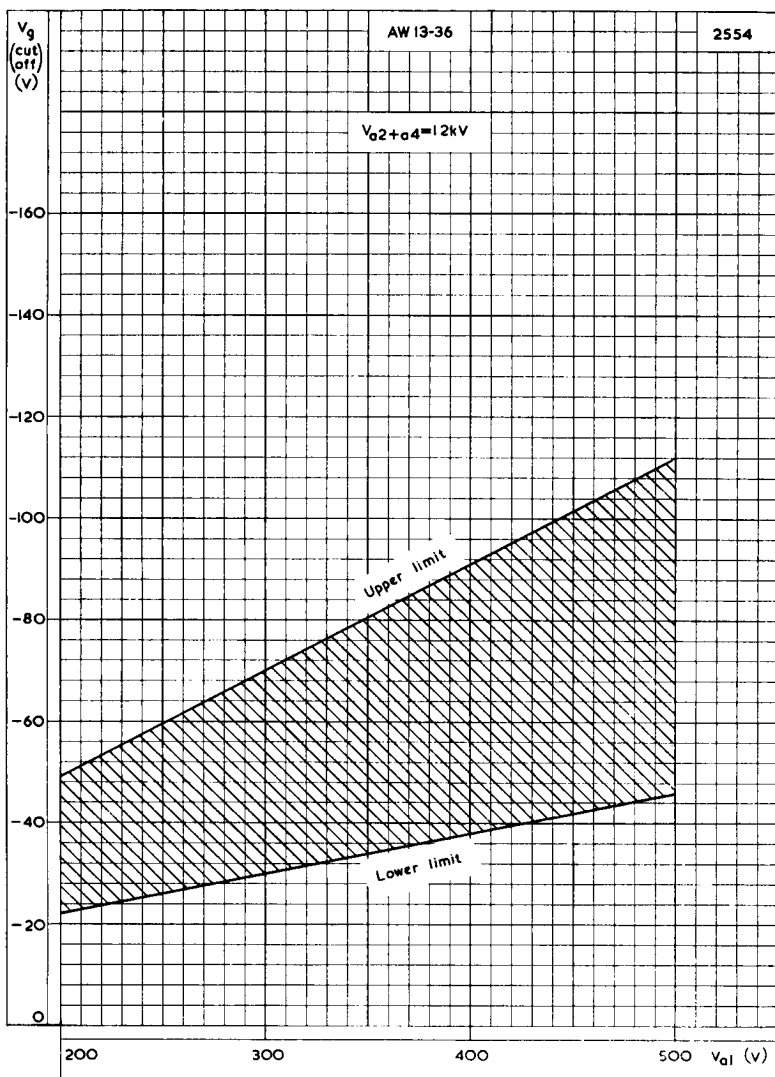


FINAL ANODE CURRENT PLOTTED AGAINST GRID VOLTAGE

# TELEVISION VIEWFINDER TUBE

# AW13-36

Direct viewing television tube with 5-in. diameter metal-backed screen. Having electrostatic focusing and good resolution it is primarily intended for use as a television camera viewfinder tube.

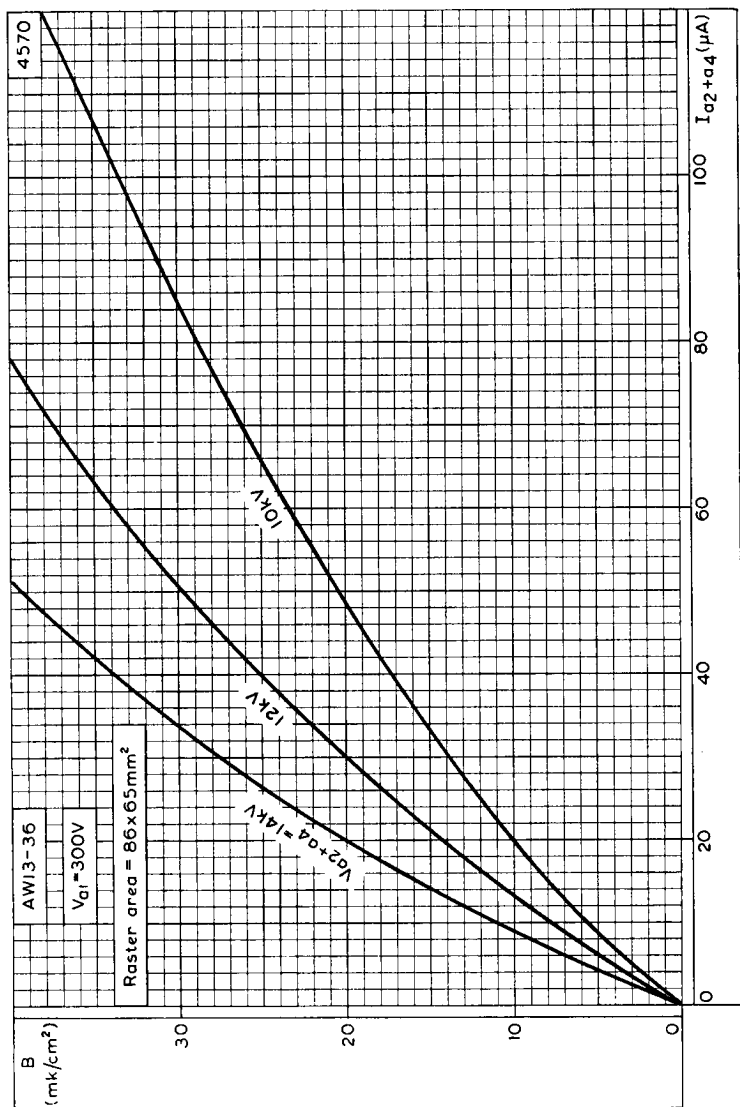


LIMITS OF GRID CUT-OFF VOLTAGE FOR FIRST ANODE VOLTAGES FROM 200 TO 500V

# AW13-36

## TELEVISION VIEWFINDER TUBE

Direct viewing television tube with 5-in. diameter metal-backed screen. Having electrostatic focusing and good resolution it is primarily intended for use as a television camera viewfinder tube.



LIGHT OUTPUT PLOTTED AGAINST FINAL ANODE CURRENT  $\leftarrow$   
(1  $\text{mk/cm}^2 = 2.9 \text{ e.f.c.} = 2.9 \text{ ft-lambert}$ )